



Inspection Report: BOOM TRUCK-ANNUAL



OSHA/ANSI/ASME Standards: OSHA 1926.1400, 1910.180,1926.601 ASME B30.5,B30.10		
Date Inspected: 06/03/2022	Operation Hours: 11,033.	Operation Miles: 156,770.
Inspector: Steve Marquis		Inspection ID: 88.577.1654380760

Equipment Identification and Specifications

Name and Address of Owner	SHERMAN CRANE; 140 West Street , Wilmington MA 01887 USA		
Serial Number	292447	Unit Number:	C-199
Year	2006	Manufacturer	NATIONAL
Model	9103-A		
Max Capacity	see OEM load capacity chart for configuration		
Main Hoist Rope Diameter	9/16		
Main Hoist Rope Type	rotation resistant		

Did the unit pass the inspection?	<input checked="" type="checkbox"/> Yes <input type="checkbox"/> No	Do you want to attach an annual certification to this unit?	<input checked="" type="checkbox"/> Yes <input type="checkbox"/> No
-----------------------------------	--	---	--

Unit Location at Time of Inspection: Wilmington, MA
GPS Tag: GPS COORDINATES UNAVAILABLE!

Inspector  Steve Marquis	 <p>Steve Marquis INSPECTOR U1IVKMUWUDY6 Enso Crane Services</p>
---	---



Inspection Details

Type of Inspection: BOOM TRUCK-ANNUAL		Inspection ID: 88.577.1654380760	
S=Satisfactory R=Recommendation D=Deficiency N=Not Applicable			
Item	Condition	Item	Condition
BOOM TRUCK-ANNUAL		32. Tire Inflation Pressure	S
CRANE DATA		DRIVERS CAB	
1. Inspection Records Daily / Monthly / Annual	S	33. Brakes Service / Parking	S
2. Maintenance Records	S	34. Headlights / Tail Lights	S
3. Wire Rope Inspection Records	S	35. Brake Lights / Turn Signals	S
4. Ground Conditions	S	36. Back-up Alarm / Lights	S
GENERAL CONDITION		37. Audible Warning (low air)	S
5. Sheet Metal	S	38. Glass	S
6. Paint Condition / Corrosion Control	S	39. Windshield Wipers	S
7. Guards / Covers	S	40. Defroster / Heater	S
8. Housekeeping	S	41. Seat Belts	S
9. Warning / Safety Labels	S	42. Steering Free Play	S
10. OSHA Approved Hand Signal Chart (outside)	S	43. Fire Extinguisher	S
TRUCK POWER PLANT		44. Gauges / Light Display	S
11. Engine / Pumps Performance	S	45. Access / Grab Rails / Steps	S
12. Exhaust System / Guards & Insulators	S	46. Mirrors	S
13. Belts	S	47. Power Take-Off	S
14. Hoses	S	48. Air Pressure	S
15. Compressor Performance	S	49. Horn	S
16. Guards / Covers for Rotating Parts	S	50. Engine Clutch	S
17. Engine Oil Level	S	51. Accelerator	S
18. Transmission Oil Level	S	52. Operators Manual	S
19. Coolant Level	S	OUTRIGGERS	
20. Leaks	S	53. Outrigger Boxes	S
CARRIER / DRIVETRAIN		54. Outrigger Beams	S
21. Engine Mounts / Bolts	S	55. Outrigger Cylinders / Extensions & Stabilizers	S
22. Transmission Mounts / Bolts	S	56. Outrigger Floats / Pads	S
23. Drive Line	S	57. Outrigger Hydraulic Hoses	S
24. U-Joints	S	58. Outrigger Hydraulic Tubing	S
25. Main Frame Members	S	59. Outrigger Hydraulic Fittings	S
26. Axle Mounts	S	60. Pilot Operated Check Valves	S
27. Carrier Hydraulic Hoses	S	61. Outrigger Crush Warning Labels	S
28. Carrier Hydraulic Tubing	S	ROTATING SUPERSTRUCTURE	
29. Carrier Hydraulic Fittings	S	62. Turntable / All Structural Welds	S
30. Hydraulic Fluid Level	S	63. Turntable Mounting Bolts	S
31. Tire / Wheel Condition	S	64. Directional Control Valves	S



Inspection Details

Type of Inspection: BOOM TRUCK-ANNUAL

Inspection ID: 88.577.1654380760

S=Satisfactory R=Recommendation D=Deficiency N=Not Applicable

Item	Condition	Item	Condition
65. Swivel Hydraulic Hoses	S	MAIN BOOM	
66. Swivel Hydraulic Tubing	S	97. Boom Length	
67. Swivel Hydraulic Fittings	S	30 - 103 ft	
68. Hydraulic Pressure / Relief Valves	S	98. Boom Lift Cylinders	S
69. Electrical Wiring	S	99. Boom Telescoping Cylinder(s)	S
70. Swing / Slew Gearbox	S	100. Holding Device / Holding Valves	S
71. Main Hoist Mounting Bolts	S	101. Boom Hydraulic Hoses	S
72. Wire Rope Lay on Main Hoist	S	102. Boom Hydraulic Tubing	S
OPERATORS STATION		103. Boom Hydraulic Fittings	S
73. Glass / Safety Type	S	104. Boom Extension / Retraction Cables	S
74. Windshield Wipers	S	105. Boom Wear Pads	S
75. Cab Access / Steps / Ladders	S	106. Boom Section Alignment	S
76. Hand Holds / Guardrails	S	107. Equal Extension / Boom Sequence	S
77. Anti Slip Surfaces	S	108. Condition of Sheaves	S
78. Fire Extinguisher 10BC	S	109. Hoist Retainers / Keepers	S
79. Operators Manual	S	110. Condition of Boom Structure	S
80. All Safety Decals In Cab	S	111. Condition of Boom Head	S
81. Electrocution Warning In Cab	S	LOAD BLOCK AND HOOK	
82. Crane Level Indicator	S	INFORMATION	
83. Horn	S	112. Manufacturer	
84. Gauges / Light Display	S	JOHNSON	
85. Crane Function Controls Movement	S	113. Serial Number	
86. Low Boom Warning	S	06-753	
RATED CAPACITY CHART		114. Rated Capacity	
87. Correct Capacity Chart for Crane	S	12.5 UST	
88. Legible / Durable	S	115. Block Weight	
89. Secured / Accessible to Operator	S	304 lbs.	
OPERATIONAL AIDS		116. Hook Tram Measurement	
90. Boom Angle Indicator	S		
91. Boom Length Indicator	S	ITEM	
92. Anti Two Block / Device / Warning	S	117. Capacity Marking	S
93. LMI Make & Model		118. Weight Marking	S
PAT DS-160		119. Sheave(s)	S
94. Load Moment Indicator	S	120. Safety Latch	S
95. Load Radius Indicator	S	121. 0 Degree Hook Bend or Twist	S
96. Load Weight Indicator	S	122. 5% Hook Throat Opening or 1/4 inch	S



Inspection Details

Type of Inspection: BOOM TRUCK-ANNUAL

Inspection ID: 88.577.1654380760

S=Satisfactory R=Recommendation D=Deficiency N=Not Applicable

Item	Condition	Item	Condition
123. 10% Hook Wear	S		
124. Bearing	S		
125. Pins and Retainers	S		
OTHER NOTES			
126.			
stowed on truck			
OVERHAUL BALL AND HOOK			
INFORMATION			
127. Manufacturer			
NATIONAL			
128. Serial Number			
none			
129. Rated Capacity			
8,400 lbs.			
130. Ball Weight			
150 lbs.			
131. Hook Tram Measurement			
ITEM			
132. Capacity Marking	S		
133. Weight Marking	S		
134. Safety Latch	S		
135. 0 Degree Hook Bend or Twist	S		
136. 5% Hook Throat Opening or 1/4	S		
137. 10% Hook Wear	S		
138. Wedge Socket / End Fitting	S		
MAIN HOIST WIRE ROPE			
INFORMATION			
139. Damage	S		
140. Wear	S		
141. Broken Wires	S		
142. Lubrication	S		



Image 1






Image 2

BOSTON, MA PORTSMOUTH, NH PORTLAND, ME

P 603 781 7795



CERTIFICATION OF INSPECTION

INSPECTION DATE

6.3.22

MODEL

9103-A

SERIAL NO

292447

INSPECTION STANDARD

1926.1400

WWW.ENSOCRANE.COM

CRANE INSPECTIONS, ENGINEERING, & SAFETY TRAINING



Notes

Inspection ID:88.577.1654380760

Explanation

94: OPERATIONAL AIDS - Load Moment Indicator: LMI functions as designed

95: OPERATIONAL AIDS - Load Radius Indicator: accuracy confirmed with a tape measure

96: OPERATIONAL AIDS - Load Weight Indicator: accuracy acceptable with a known weight



Annual Certification

This is to certify that the unit described below received an
BOOM TRUCK-ANNUAL
in accordance with

OSHA 1926.1400, 1910.180,1926.601 ASME B30.5,B30.1

Equipment Owner: SHERMAN CRANE

Model No.: 9103-A

Equipment Make: NATIONAL

Serial No.: 292447

Equipment Type: BOOM TRUCK

Unit Id: C-199

Inspection ID: : 88.577.1654380760

Inspected on this: 3rd (Friday) day of June, 2022

by: Enso Crane Services

23 Orchard Drive 03824 Durham(NH)

(603) 781-7795

<http://www.ensocrane.co>



This Certificate Expires One Year From The Date of Inspection Above